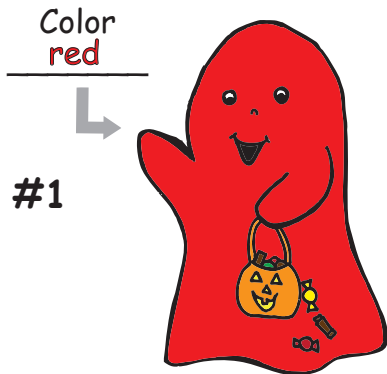


white



Ghost #1




Color
red



white



Ghost #2



Color
orange



white



Ghost #3




Color
green



white



Ghost #4



Color
blue



white



Ghost #5





Color
rainbow



Mom Ghost

white



Milk



My Trick-or-Treat Ghosts Puppets

Instructions:

1. Color the ghosts.
2. Cut out the ghosts.
3. Glue the ghosts (back-to-back) onto a popsicle stick.
4. Act out the story as you read your My Trick-or-Treat Ghosts mini book.

© Carol Brooke

Visit www.SmartPrintables.com, Fall, Mini Books, My Trick-or-Treat Ghosts.