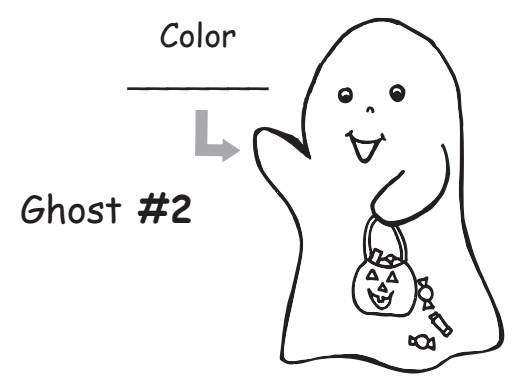

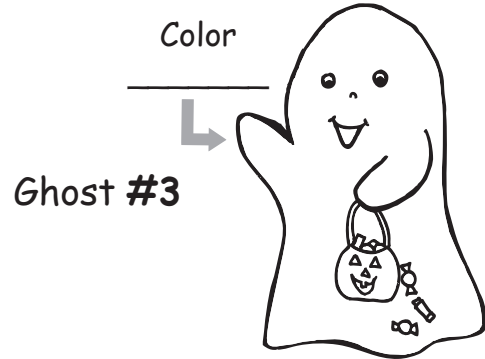



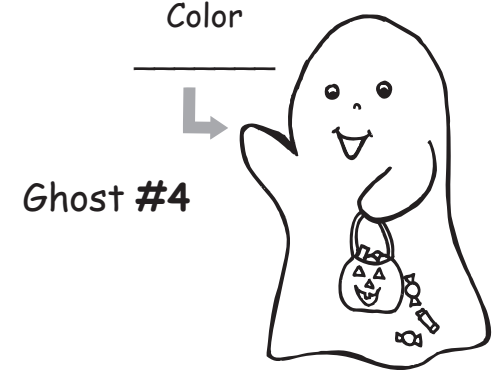

Ghost #1



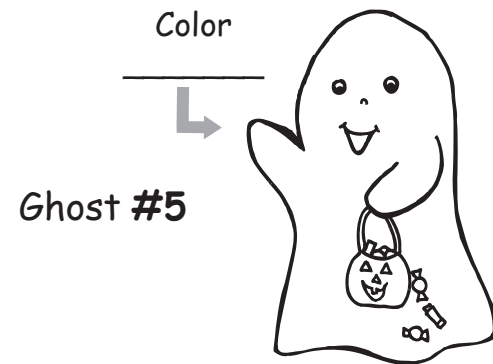

Ghost #2



Ghost #3





Ghost #4



Ghost #5

Mom Ghost



My Trick-or-Treat Ghosts Puppets

Instructions:

1. Color the ghosts.
2. Cut out the ghosts.
3. Glue the ghosts (back-to-back) onto a popsicle stick.
4. Act out the story as you read your My Trick-or-Treat Ghosts mini book.